

## ThermaCAM® T360 Technical Specifications

<b>Imaging Performance</b>	
Field of view/min focus distance	25° / 18.75"
Thermal sensitivity (N.E.T.D)	< 0.07°C (< 0.14°F) @ +30°C (+86°F)
Detector type	Focal Plane Array (FPA), uncooled microbolometer
Spectral range	7.5 to 13 µm
Digital zoom	2X
Spot size ratio (with 15° lens)	1.4 mRad
<b>Image Presentation</b>	
Image modes	Thermal/Visual, Simultaneous, Fusion
Display	Built-in display, 3.5 in. (320 x 240 pixels)
Image Controls	Touch screen LCD
<b>Measurement</b>	
Temperature range	-20°C to +120°C (-4°F to +248°F), 0°C to 350°C (32°F to 662°F), Optional up to +1200°C (+2192°F)
Accuracy	±2°C (±3.6°F) or ±2% of reading
Measurement modes	Spotmeters, Box areas, Isotherm, Difference temperature function
Set-up controls	Mode selector, color palettes, configure info to be shown in image, local adaptation of units, language, date, and time formats, image gallery
Measurement corrections	Reflected ambient temperature correction
<b>Image Storage</b>	
Image modes	Thermal/Visual, Simultaneous, Fusion
Digital storage functions	Removable SD Memory Card
Image storage capacity	1000+ JPEG images
<b>Laser LocatIR™</b>	
Classification	Class 2
Type	Semiconductor AlGaInP Diode Laser: 1mW/635 nm (red)
<b>Power Source</b>	
Battery type	Rechargeable Lithium-Ion battery
Battery operating time	4 hours
Battery charging	2 bay charging system, 10-16 V input. Charging status indicated by LED's
AC operation	AC adapter, 90-260 VAC input. 12 V output to camera
Voltage	11-16 VDC
Power saving	Power management, automatic shut down and sleep mode after settable time
<b>Environmental</b>	
Operating temperature range	-15°C to +50°C (5°F to 122°F)
Storage temperature range	-40°C to +70 °C (-40°F to +158°F)
Humidity	10% to 95%, IEC 359
Water and dust resistant (encapsulation)	IP 54, IEC 529
Shock	25G, IEC 68-2-29
Vibration	2G, IEC 68-2-6
<b>Physical Characteristics</b>	
Weight	0.88 kg (1.94 lb.)
Size (L x W x H)	106 x 201 x 125 mm (4.2 x 7.9 x 4.9 in.), with built-in lens pointing forward
Color	Titanium Grey
Tripod mounting	1/4" - 20
<b>Interfaces</b>	
USB (cable included)	Image transfer to PC
Video output	NTSC Video
<b>Software</b>	
QuickReport™	Included
Reporter™ 8.2	Optional

<b>Camera includes:</b>	
Transport case	
Camera Lens Cap	
Battery	
2-bay battery charger, incl. power supply with local plug	
Video Cable	
USB cable Std A <-> Mini B, 2 m/6.6 ft.	
SD Memory Card	
Sun Shield	
CD-ROM documentation	
Power supply	
Operators Manual, Quick reference guide	
<b>Interchangeable lenses (optional)</b>	
Optional Add-on optics, Telephoto lens, 15°	
Optional Add-on optics, Wide angle lens, 45°	
12 volt auto adapter	
Hip/Belt mounted camera holster	



From left to right: USB mini for PC image download, NTSC video, USB-A for memory stick image transfer



# ThermaCAM® T360

INFRARED CAMERA

## ThermaCAM® T360

**NEW!**  
The most affordable, feature rich infrared camera available!



1 800 464 6372  
CANADA: 1 800 613 0507  
[www.goinfrared.com/T360](http://www.goinfrared.com/T360)

Specifications subject to change. © Copyright 2007, FLIR Systems, Inc. All rights reserved. I071407PL

The Best in Infrared  
[www.goinfrared.com/T360](http://www.goinfrared.com/T360)



# At under 2 pounds, this remarkable camera is no lightweight.

Holster for Portability and Easy Access to Camera



Target Illuminator and 1.3 Mega Pixel Visual Camera



Tiltable Optics Reduces Back and Arm Strain



Touch Screen Text/Sketch Functionality



- Thermal Fusion Functionality
- Interchangeable Optics
- 1.3 MegaPixel Visual Camera
- Automatically Associates the Visual and Thermal JPEG Images
- Includes FREE QuickReport Software for Analysis & Reporting
- Compatible with Optional Microsoft Word®-Based ThermaCAM Reporter Software w/Spell Check
- Removable SD/Memory Card, USB & Video Out
- Onscreen Thumbnail Image Gallery
- Auto Hot/Cold Spot & Visual Alarms
- Large 3.5" Color LCD Display
- High Thermal Sensitivity for Maximum Temperature Accuracy
- Built-in LaserLocatIR™
- Long 4-hour Battery with In-Camera Charging or Car Charger
- Optics head & display screen are independently rotatable for optimum viewing

## Auto Hot/Cold Spot & Visual Alarms

Seeing the hottest or coldest spot on the thermal image is often a critical requirement. FLIR's advanced in-camera algorithms make this normally time-consuming task a breeze. You can even pre-set temperature triggers to show visible alarms, and the advanced in-camera tools can identify overheating circuits, missing insulation, mechanical failures and water intrusion leaks.

## Best Image Quality Plus More Features Equals Better Value!

[www.goinfrared.com/T360](http://www.goinfrared.com/T360)



## Razor-Sharp Image Quality

The T360's high-resolution 320 x 240 infrared detector delivers 76,800 pixels. This, combined with FLIR's exclusive Advanced Signal Processing, reduces image "noise" and produces razor-sharp thermal images four times the resolution of competing brands that use a 160 x 120 array. Image, as they say, is everything!

## Advanced Optics

The T360 offers both Auto and Manual Focus, making it easy for anyone to take razor-sharp thermal images and helping those new to infrared from taking out-of-focus images. A powerful one-touch 8x continuous digital zoom lets you zero-in to the optimal view, whereas other cameras deliver only preset zooms.

## Interchangeable Lenses

The T360 comes with a built-in standard 25° lens with the option of adding on a 45° wide angle or 15° telephoto lens.

## Thumbnail Image Gallery

An easy-to-access thumbnail image gallery is available to help you quickly review your saved thermal images to find the one you want – a massive convenience and time saver!

## 1.3 Mega Pixel Visual Camera

Capture visible images at the same time you capture your thermal image with a built-in 1.3 mega pixel digital camera. Includes a target illuminator for low light situations. You can draw markers using Touch Screen technology that works directly on the visual image.

## Maximum Connectivity Options: SD/Memory Card, Audio, Video & USB

Thousands of images can be stored to a standard removable SD Memory Card. A standard Video port lets you display your images in real-time with any number of off-the-shelf video displays – ideal when working with a team or showing thermal output to customers, clients or superiors. A standard USB port allows for automatic image download from the camera using ThermaCAM® QuickReport.

## Versatile Radiometric JPEG Image Format


The infrared image is more than just a picture. All temperature data, object parameters, analysis is tools, voice and text comments are stored with the infrared image, allowing for advanced post-processing and report writing using ThermaCAM® QuickReport (included) or FLIR's Microsoft Word-Based ThermaCAM® Reporter. The T360 JPEG image format combined with FLIR's versatile PC software creates a powerful and unique Thermography system that eases data collection in the field.

## Microsoft® Word®-compatible Software with Spell Check


The 360 comes with FREE QuickReport analysis and reporting software. Optional Reporter software allows you to transfer fully radiometric – or "live" – images into Word so you can go back and edit reports, adjust temperature span or change color palettes at any time – critical functionality if you intend to email reports to peers, customers or superiors or simply if you want to run Spell Check!

## Now with FLIR FUSION!

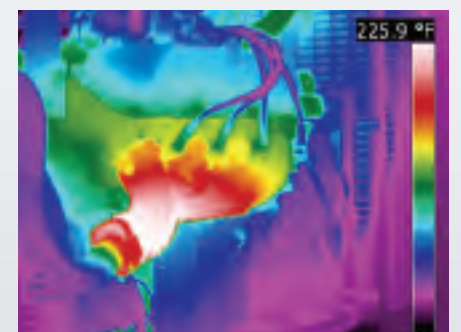
FLIR's new FUSION functionality allows for easier identification and interpretation of infrared images. This advanced technology enhances the value of an infrared image by allowing you to overlay it directly over the corresponding visible image. This functionality combines the benefits of both the infrared image and visual picture at the push of a button. The T360 camera does this in real-time and the overlay function can be easily adjusted to suit any application such as electrical surveys, building diagnostics, and mechanical inspections.



Visual Image of Generator



Fusion Image



Infrared Image